


SPACE VALIDATION

# ACCESS AND NAVIGATION

Provides guidance on how to access and differentiate between the Space Level Allocations and Space Details screens when performing Space Validation activities.

**1** From the [Space Level Allocations](#) page:

Click the [Space Details](#) button on the [Space Level Allocations](#) & [Space Details](#) pane



From the [Space Details](#) page:

Click the drop down arrow and select



Locate a desired space by using the available

3

Upon clicking, a new window will open.

From the section:

Click the link



# SPACE VALIDATION ACCESS AND NAVIGATION

Assignees  
Productivity Departments  
Allocation Percentages  
Area Allocation

Lab Users  
Sponsored Grant  
Chartstrings  
Function Codes

Building/Building ID  
Room Number  
Space Description  
Program Class

Space Class  
Capacity  
Department Assignments  
Occupants

